

Unit 1.1 Intro to Human Geography

AP Human Geography

1 pgs.1-16 Information contained in the worksheet, not just the blanks, is important, but the worksheet alone does not replace the need for a careful reading of the text.

Field Note: Kenya

- Why do farmers in Kenya grow coffee and tea while many starve? _____. In a _____ world, _____ are many and simple _____ are few!

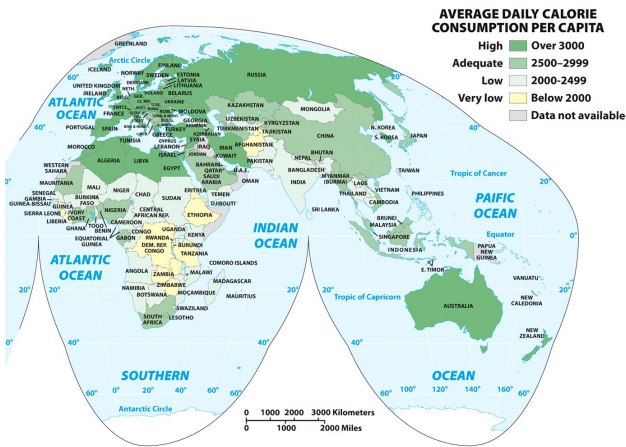


Figure 1.2 part 2
© 2010 John Wiley & Sons, Inc. All rights reserved.

- Take the total annual _____ in the world, divide it by the world's _____ and the result shows that we have _____ of food for everyone. But _____ of the world's population is _____. The vast majority of the _____ billion malnourished people are _____ and _____. Although there is _____ of food, it is _____ - _____ with _____ receiving the least. Inadequate _____ in the first six months of life can damage _____ & _____ for life. Food sources rich in _____ are in short supply.

It takes _____ to raise animals that cannot be spared because it is needed to sustain the _____.

- The major causes of malnourishment are _____, the failure of the _____, and _____ favor men over women and children.
- Do the best-fed countries have the most arable (farmable) land? _____ Explain & Give examples from the text.
- In Kenya only _____ of the land is arable, and the most productive lands are owned by _____. Small farms are _____ to the point that they are unviable (unproductive). _____ work the land, but they cannot _____ the land by _____
- Geographers use _____ to learn what people are doing, observing how their actions & reactions vary across _____.

What is Human Geography?

- Human Geography focuses on how people make _____, how we organize _____ & _____, how we interact in _____ and across _____, & how we make _____ and ourselves in our localities, regions, and the world.
- _____ - processes that are increasing interactions, deepening relationships, and heightening interdependence without regard to _____.
- Geographers use _____ to understand interrelationships. What happens at the _____ affects the _____ but also the _____, _____, & _____.

What are Geographic Questions?

- Human Geography is the study of _____ on Earth.
- _____ - is the study of physical phenomena on Earth
- The cultural geographer, _____, defined the spatial perspective as the "_____?" (Why do things occur where they do? How do things in one place influence things in other places?)

- _____ arrangements of places and phenomena, how they are laid out, organized, and arranged on the earth, resulting in patterns of distribution. (AP Hug is _____!)

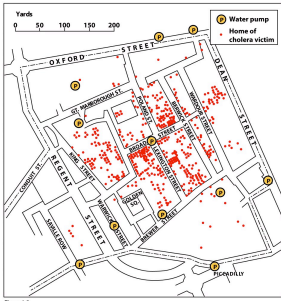
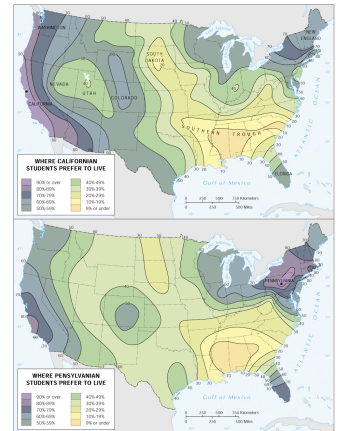


Figure 1.8
© 2010 John Wiley & Sons, Inc. All rights reserved. Adapted with permission from L. D. Stamp, The Geography of Cholera: Its Cause and Consequences, Cornell University Press, 1989.

- Medical Geographers map the distribution of _____ to find its cause. Dr. Snow plotted the residences of the cases of cholera in London (see map) in relation to the area's _____. By shutting down the water pump nearest the most cases, the new cases of cholera fell dramatically.
- _____ - a worldwide outbreak of a disease
- _____ - a regional outbreak of a disease.
- _____ - a disease contained to certain area or group.

The Nature and Importance of Geographic Inquiry

- _____ & _____ have much in common.
 - To understand **history**, one must consider how events, circumstances, and ideas came together at a particular _____ to produce certain outcomes.
 - German philosopher _____ said we should study the perspectives of _____ (history) and _____ (geography) rather than just subject matter.
 - Human geographers use a _____ to study diverse topic from _____ to _____ & _____ to _____ music.
 - The National Geographic Society published the _____ of _____ in 1986. These are widely used to teach geographic concepts. (See **Five Themes Wkst**)
 - _____ shows how the position of people or things affects what happens. Why are villages, towns, and cities spaced the way they are? (**Christaller**) Where should a super Target be built based on the current neighborhood? (**Weber**)
 - _____ interaction – the relationship between humans and the physical world. Geographers study the _____ relationship between humans and environment. (e.g. How the draining of the Everglades altered the Florida environment.)
 - _____ - features or phenomena concentrated in a particular area.
 - _____ - the unique human and physical features and the special character and meaning of places. A _____ of _____ has _____ & _____. _____ of _____ are a result of informal association by books, movies, pictures, etc.
- The maps to the right show the living preferences for Californian and Pennsylvanian students. The results reflect the geographic principle that near things effect things more than far things AND that large population centers have a bigger draw than smaller population centers.
- _____ - the mobility and interconnectedness of people, goods, and ideas across space. _____ depends on _____, _____, and _____ (linkage) among places.



Cultural Landscape

- _____ - the material character of a place, natural features, human structures, and tangible objects that give a place form.
- _____ - the visible imprint of human activity on the landscape
- _____ - **American Geographer, professor at Berkeley 1929 (know this guy) argued the cultural landscapes are made up of the “forms superimposed on the physical landscape” by human activity.**
- _____ - used the term _____ to explain the sequential imprints of occupants, layered one on top of the other. (e.g. Dar es Salaam – Arab, German, British, & Indian – four stages of cultural sequences remains imprinted on the cultural landscape. Most layers of change to the cultural landscape occur after a major event - _____, _____, _____.)